


The Very Hungry Caterpillar

WebQuest



This journal belongs to:











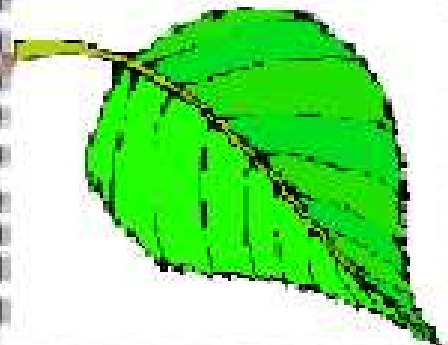




Prediction:

Looking at the cover of the book, what do you think is going to happen in this story?



Was your prediction correct? Explain your answer.



Sequence Sheet Above

Cut out the sequence squares and glue them on the paper strip given by your teacher in the order that they occurred in the story.

Now let's take a look at what the Caterpillar ate?

1. Name some of the foods the caterpillar ate? _____

2. Do you think the caterpillar ate healthy? _____

3. Why do you think the caterpillar had a stomachache? _____

4. What made the caterpillar's stomachache go away? _____

5. Why do you think this helped? _____

Food Pyramid Questions

1. What are the 5 major food groups?

- 1. _____
- 2. _____
- 3. _____
- 4. _____
- 5. _____

Use the Food Pyramid Website to help you find these answers. You may also refer back to the book.



2. How many different food groups did the caterpillar eat from? _____


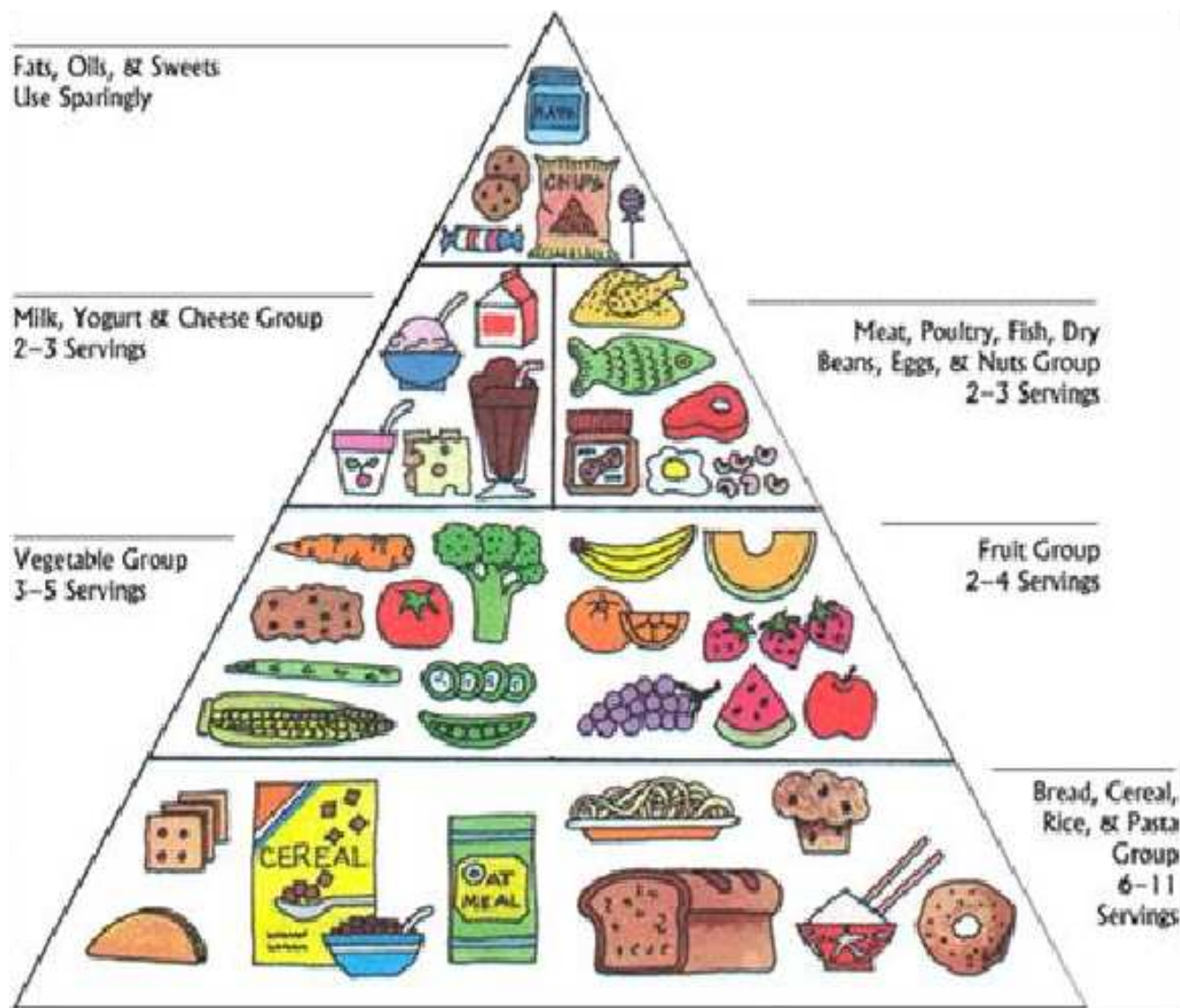
3. Which food groups did the caterpillar eat from? _____

4. Now having looked at the food pyramid, did the caterpillar eat healthy?

Why or Why not? _____

Directions for Page 6:

Cute out the foods the caterpillar ate and glue them in the correct food group.



Use the website to match the Vocabulary words with their correct definition.

Word Bank

Larva

Nectar

Metamorphosis

Abdomen

Pupa

Antennae

Insects

Thorax

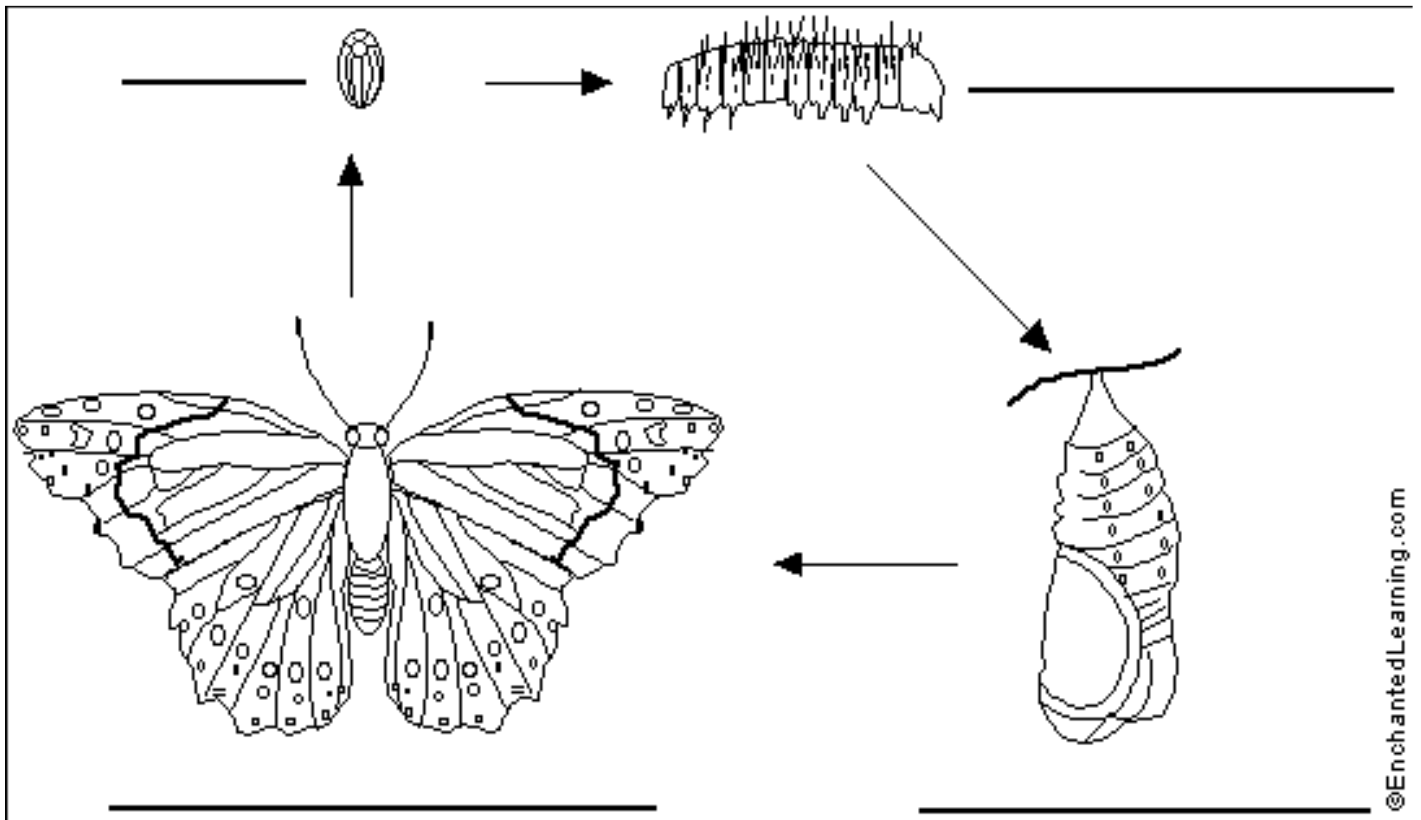
Host Plants

Caterpillar

Migrate

Chrysalis

1. _____ The stomach.
2. _____ This is a sensitive feeler that the butterfly has.
3. _____ The larva of a butterfly.
4. _____ This is a hard shell. Inside of this is the butterfly.
5. _____ The plants the eggs are laid on are called this.
6. _____ The body is divided into three sections: the head, thorax and abdomen. Most have wings.
7. _____ This is the small insect that hatches from an egg.
8. _____ A change of form.
9. _____ To change your habitat.
10. _____ A sweet substance secreted by plants.
11. _____ Inside the chrysalis the body of the butterfly is formed.
This stage is called the pupa stage.
12. _____ the part of the body that houses the heart and lungs and a number of structures passing between the neck and the abdomen.



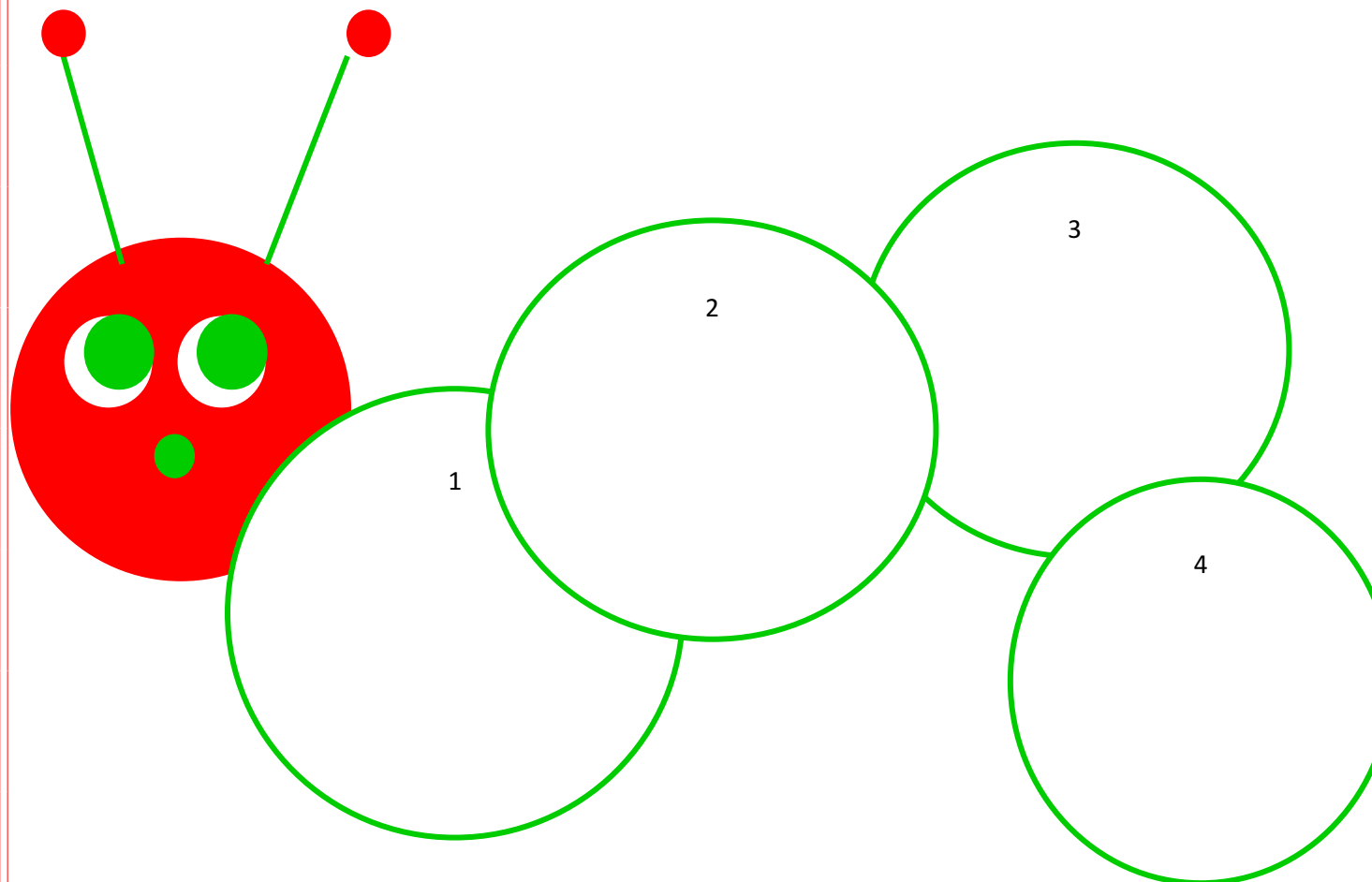
Color the picture of the Lifecycle of a Butterfly.
Then use the **Bolded** words
to complete the cycle.

- **Adult** – the winged adult which will mate and reproduce.
- **Larva** – The larva spends its time eating, growing and molting (shedding its outgrown exoskeleton).
- **Pupa** – the stage in a butterfly's life when it is encased in a chrysalis and undergoes metamorphosis into the adult.
- **Egg** – the tiny orb laid by a female butterfly. Eggs are usually laid on the underside of leaves – they hatch into larvae.

Conclusion

In each of the 4 circles of the Caterpillar, tell 1 thing you learned from this WebQuest activity.

Each circle should be different!



Great Job!!
You have completed
The Very Hungry Caterpillar WebQuest!

