

## Lesson plan 9

### THE EUROPEAN LANGUAGE PORTFOLIO: HOW DO I LEARN LANGUAGES?

In this lesson plan the pupils discuss different resources they can use to learn languages.

#### EXPERIENCES

Pupils

- reflect on their language learning strategies
- identify the methods which enable progress in language acquisition
- assess their progress in the area of language acquisition by using the European Language Portfolio (ELP)

#### TARGETED COMPETENCES

Pupils

- can learn autonomously (FREPA, skills, S-7.6)
  - can use resources to facilitate their language learning
  - can use linguistic reference tools
  - can use the help of others in order to learn
- can reflect on learning processes in order to make them more effective (FREPA, skills, S-7.7)

#### PROCEDURE

##### BEFORE



The teacher encourages pupils to brainstorm what tools and resources can be used for learning languages.

Pupils are invited to think about the ways they are exposed to new languages (e.g. songs, films, magazines, books, computer games, websites, etc.) and the most effective ways they learn a language (i.e. language learning strategies e.g. listening to CDs, reading magazines and simplified children's books, watching films, websites etc.).



Pupils work individually. They fill in the questionnaire from the example section in this lesson plan (European Language Portfolio – Biography). They are invited to give specific examples (e.g. the titles of books and magazines they read, the titles of films, CDs/CD-ROMs, etc.)



The teacher elicits answers from pupils in order to discuss what tools for language learning are the most and the least popular. The pupils may prepare a poster e.g. "To learn languages I ..." and prepare a list of strategies with appropriate drawings.

Additionally, the teacher may bring and demonstrate different examples of learning resources.

**AFTER**



The teacher asks the pupils to reflect on their language learning strategies.

Pupils look at the questionnaire from the example section in this lesson plan (European Language Portfolio – Biography) and recall whether they used any resources during the mobility activity. In pairs they compare their development and mark changes, if necessary. They may be encouraged to add new strategies to the poster “To learn languages I ...”.

**FINAL PRODUCT FOR THE PORTFOLIO**

List of language learning strategies used by pupils

**TOOLS AND RESOURCES**

*The European Language Portfolio for Children Aged 6-10: My Language Biography* (the Polish version). Warsaw: Centralny Ośrodek Doskonalenia Nauczycieli: p. 6-7, 2006.

The original *European Language Portfolio* is the English version edited by the Council of Europe.

**EXAMPLE 1**  
**European Language Portfolio – Biography**

*How do I learn languages?*

Colour the correct symbol:




 I listen to and sing songs in foreign languages
 








 I visit websites
 




 I read short stories and articles in foreign languages
 




 I listen to recordings in foreign languages
 







 I talk to other people in foreign languages
 





 I watch cartoons, films and TV programmes
 



What else do I do?









Source: *The European Language Portfolio for Children Aged 6-10: My Language Biography* (the Polish version).  
Warsaw: Centralny Ośrodek Doskonalenia Nauczycieli; p. 6-7, 2006.