
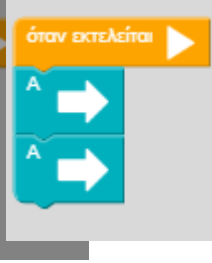
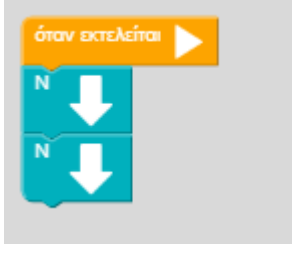

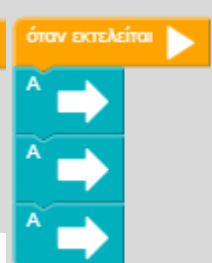






▼ Μάθημα 4: Λαβύρινθος: Ακολουθία

- 1 2 3 4 5 6 7 8 9 10 11 12 13 14 15

<p><b>1.</b></p> 	<p><b>2.</b></p> 	<p><b>3.</b></p> 
<p><b>4.</b></p> 	<p><b>5.</b></p> 	<p><b>6.</b></p> 
<p><b>7.</b></p> 	<p><b>8.</b></p> 	<p><b>9.</b></p> 
<p><b>10.</b></p>	<p><b>11.</b></p>	<p><b>12.</b></p>

<p>όταν εκτελείται ▶</p> <p>B ↑</p> <p>A →</p> <p>A →</p> <p>A →</p> <p>N ↓</p>	<p>όταν εκτελείται ▶</p> <p>Δ ←</p> <p>Δ ←</p> <p>N ↓</p> <p>N ↓</p> <p>A →</p> <p>A →</p> <p>N ↓</p>	<p>όταν εκτελείται ▶</p> <p>A →</p> <p>N ↓</p> <p>N ↓</p>
---	---	---

13.

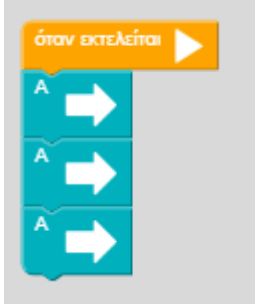



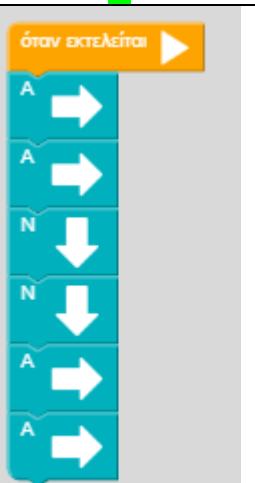




14.

15.

<p>όταν εκτελείται ▶</p> <p>N ↓</p> <p>Δ ←</p> <p>Δ ←</p> <p>B ↑</p> <p>Δ ←</p>	<p>Απάντηση</p> <p><input type="radio"/> C.</p> <p>W ←</p> <p>S ↓</p>	<p>Απάντηση</p> <div data-bbox="734 851 1029 1041"> </div> <div data-bbox="1053 851 1348 1041"> <p>E →</p> <p>N ↑</p> </div> <div data-bbox="734 1052 1029 1243"> </div> <div data-bbox="1053 1052 1348 1243"> <p>E →</p> <p>N ↑</p> <p>E →</p> </div> <div data-bbox="734 1254 1029 1444"> </div> <div data-bbox="1053 1254 1348 1444"> <p>W ←</p> <p>W ←</p> </div> <div data-bbox="734 1456 1029 1646"> </div> <div data-bbox="1053 1456 1348 1646"> <p>W ←</p> <p>S ↓</p> <p>S ↓</p> </div>
---	---	---

▼ Μάθημα 5: Λαβύρινθος: εντοπισμός σφαλμάτων

1 2 3 4 5 6 7 8 9 10 11 12

<p><b>1.</b></p> 	<p><b>2.</b></p> 	<p><b>3.</b></p> 
<p><b>4.</b></p> 	<p><b>5.</b></p> 	<p><b>6.</b></p> 
<p><b>7.</b></p> 	<p><b>8.</b></p> 	<p><b>9.</b></p> 

10.




11.



12.



**ΒΟΜΟΣ ΠΙΣΤΑ**



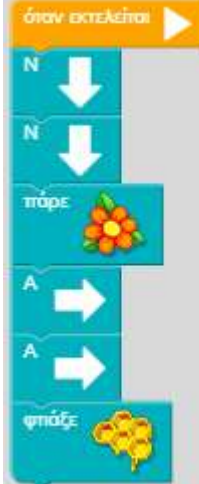
▼ Μάθημα 7: Μέλισσα: Ακολουθία

- 1 2 3 4 5 6 7 8 9 10 11 12 13 14 15

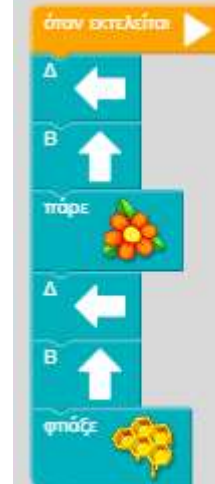
1.



2.



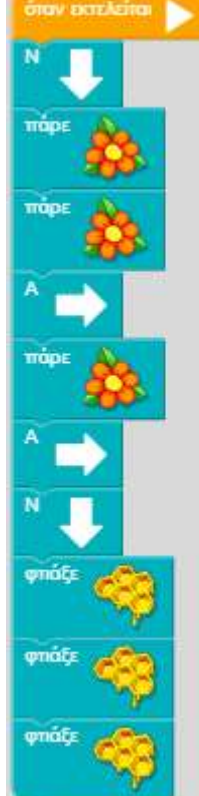
3.



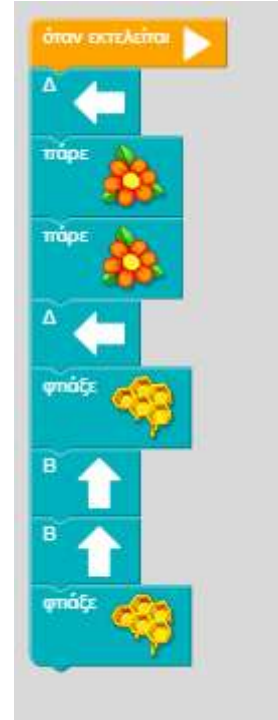
4.



5.



6.




<p style="text-align: center;"><b>7.</b></p>	<p style="text-align: center;"><b>8.</b></p>	<p style="text-align: center;"><b>9.</b></p>
<p style="text-align: center;"><b>10.</b></p>	<p style="text-align: center;"><b>11.</b></p>	<p style="text-align: center;"><b>12.</b></p>


13.

όταν εκτελείται ▶

N ↓


πάρει 


N ↓

πάρει 

Δ ←

Δ ←

φτιάξε 

φτιάξε 

14.



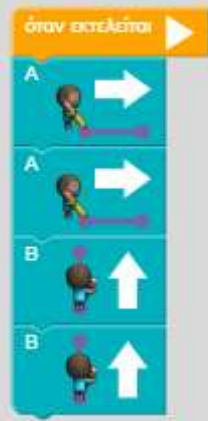
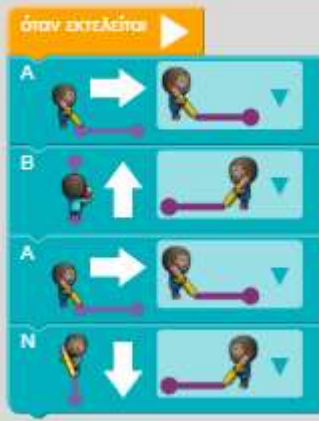

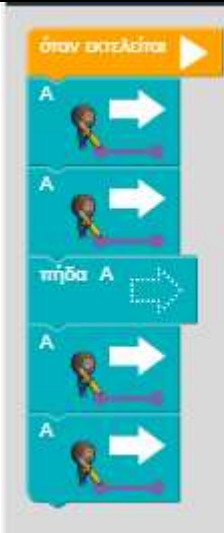
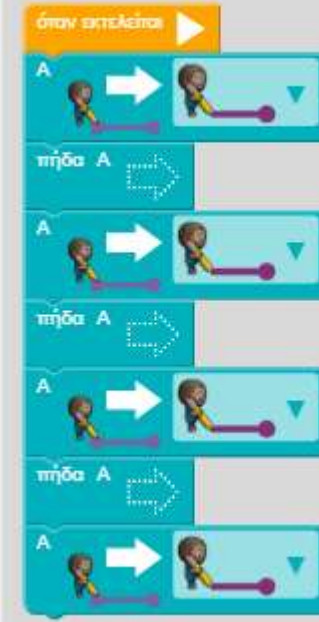
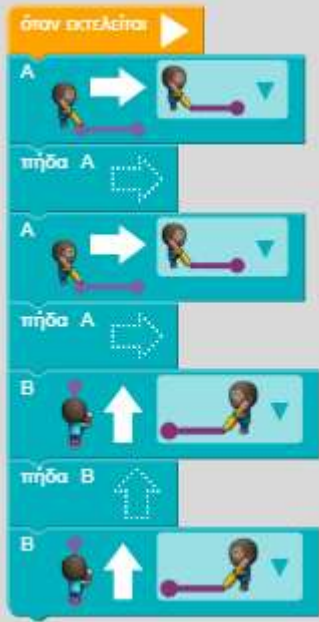
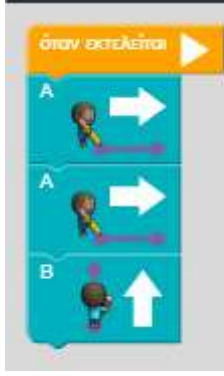
Απάντηση

B. 

15.

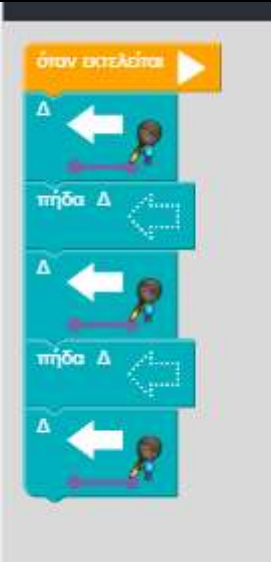
Απάντηση

D. 

<p><b>1.</b></p>  <p>όταν εκτελείται ▶</p>	<p><b>2.</b></p>  <p>όταν εκτελείται ▶</p>	<p><b>3.</b></p>  <p>όταν εκτελείται ▶</p>
<p><b>4.</b></p>  <p>όταν εκτελείται ▶</p>	<p><b>5.</b></p>  <p>όταν εκτελείται ▶</p>	<p><b>6.</b></p>  <p>όταν εκτελείται ▶</p>
<p><b>7.</b></p>  <p>όταν εκτελείται ▶</p>	<p><b>8.</b></p>  <p>όταν εκτελείται ▶</p>	<p><b>9.</b></p>  <p>όταν εκτελείται ▶</p>



10.



11.



12.



▼ Μάθημα 10: Καλλιτέχνης: Σχήματα

1

2

3

4

5

6


7

8

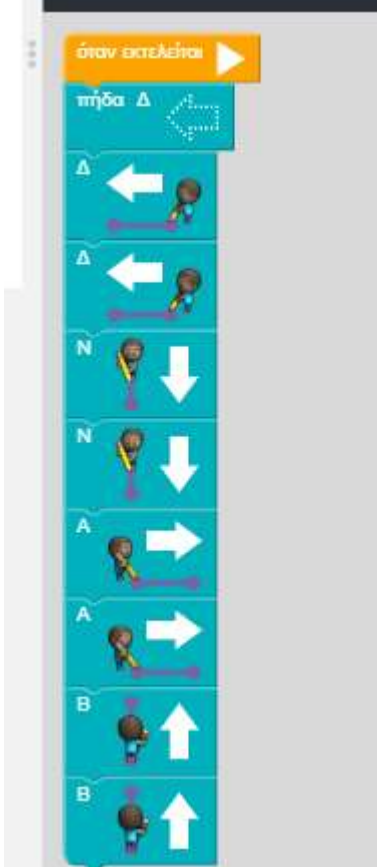
9

10

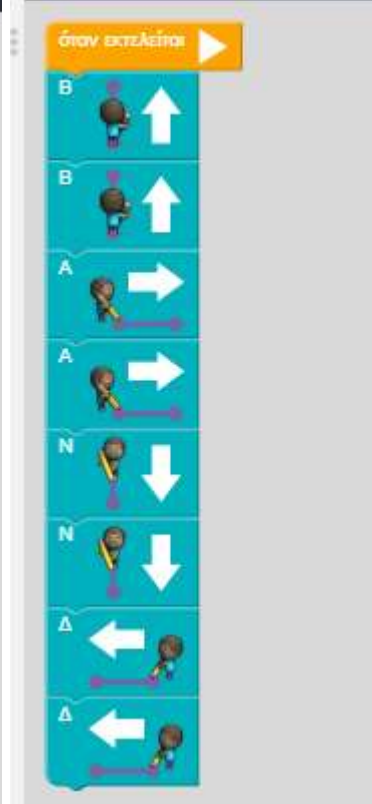
1.



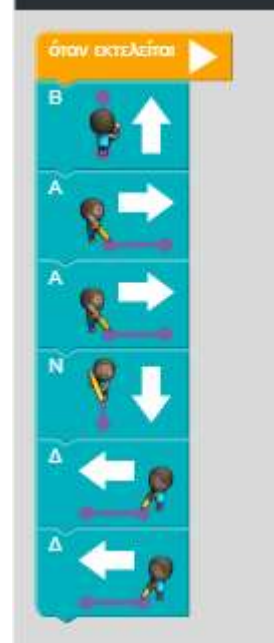
2.




3.



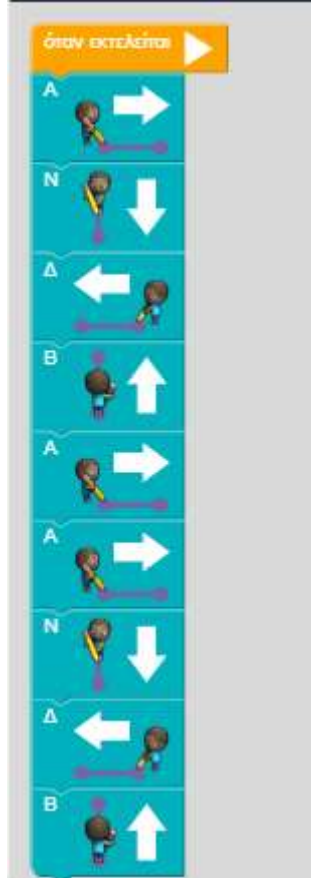
4.




5.



6.



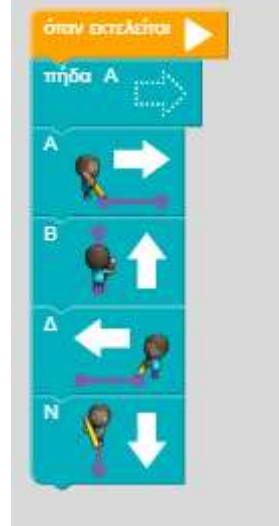
7.



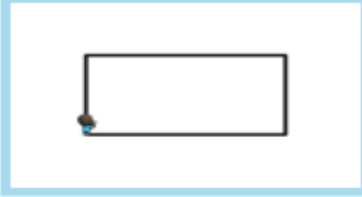
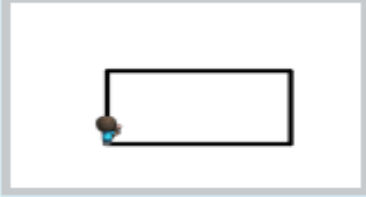

8.



9.



Απάντηση



▼ Μάθημα 11: Η μέλισσα της ορθογραφίας

1 2 3 4 5 6 7 8 9 10 11 12

<p>1.</p>	<p>2.</p>	<p>3.</p>
<p>4.</p>	<p>5.</p>	<p>6.</p>
<p>7.</p>	<p>8.</p>	<p>9.</p>

10.

Όταν Συγγνώμη! Αυτό το στάδιο

A →

A →

N ↓

N ↓

N ↓

Απάντηση

B.

E →

E →

S ↓



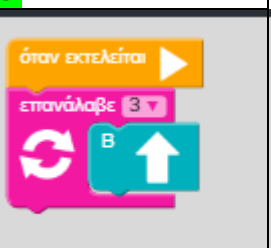



S ↓

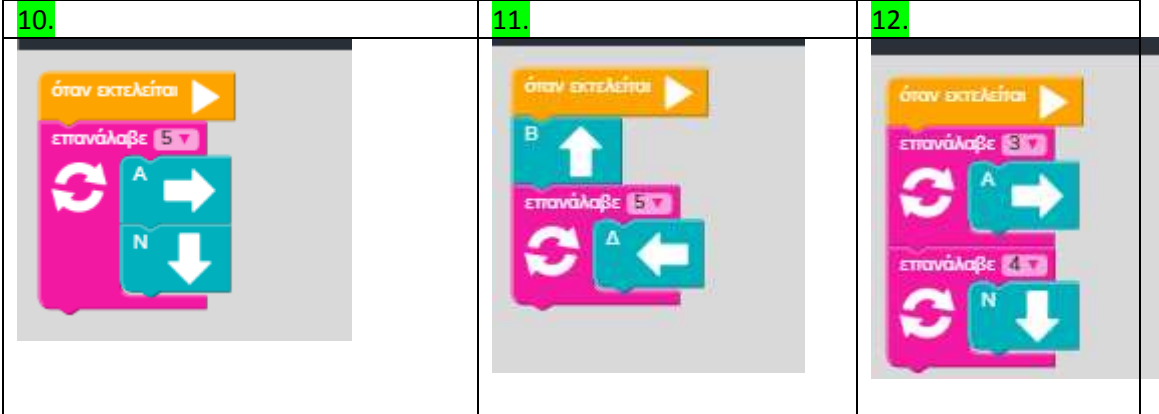
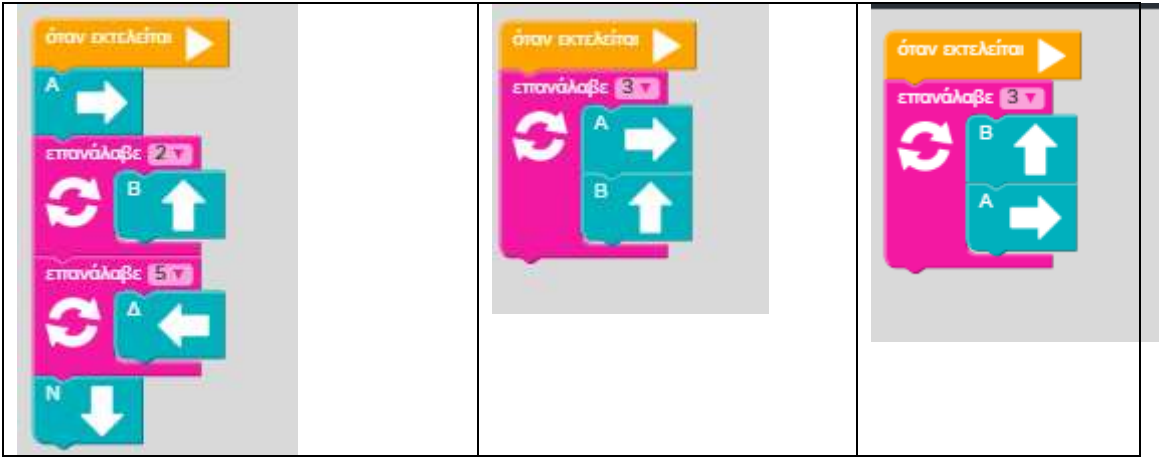
Απάντηση

B. ΤΕΤΡΑΓΩΝΟ

▼ Μάθημα 13: Λαβύρινθος: Επαναλήψεις

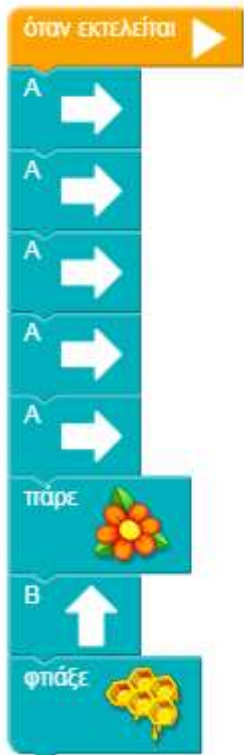
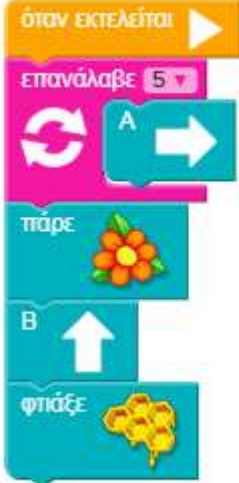
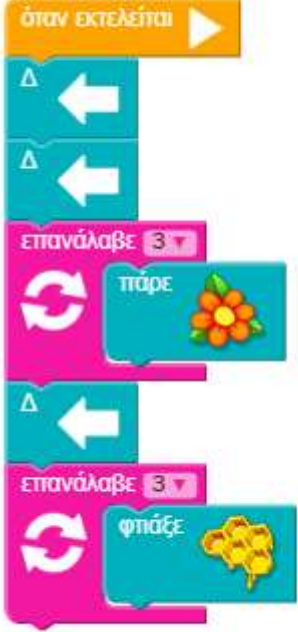
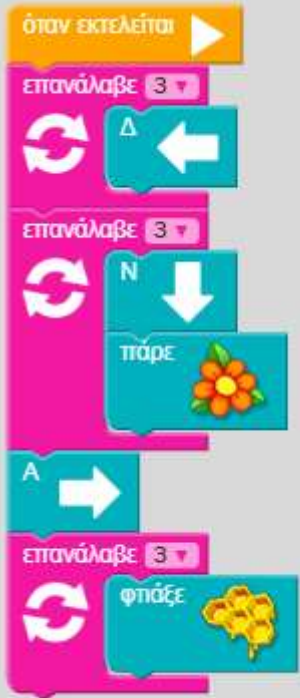
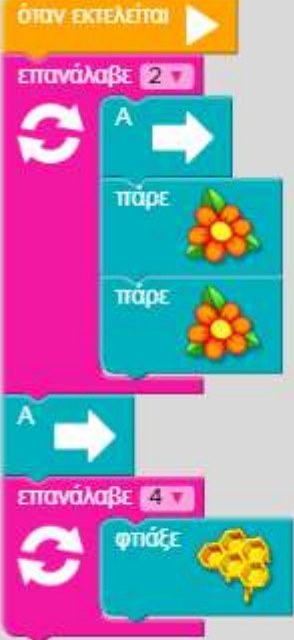
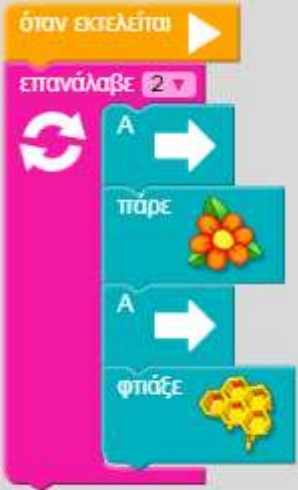
1 2 3 4 5 6 7 8 9 10 11 12 13 14

<p>1.</p> 	<p>2.</p> 	<p>3.</p> 
<p>4.</p> 	<p>5.</p> 	<p>6.</p> 
<p>7.</p>	<p>8.</p>	<p>9.</p>



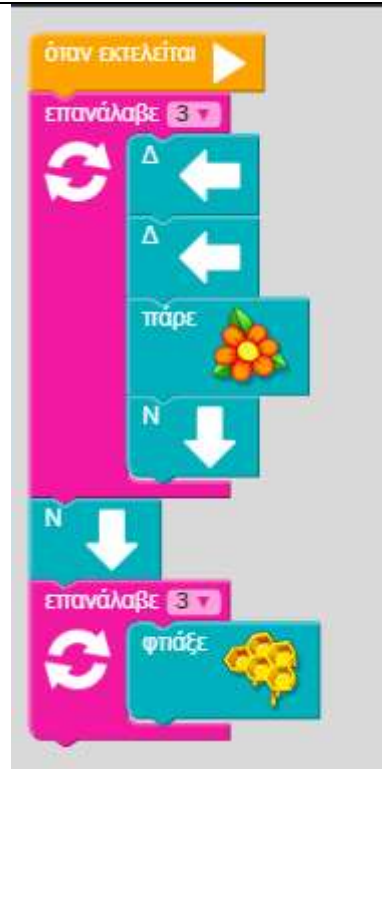
Μάθημα 14: Μέλισσα: Επανάληψεις

1 2 3 4 5 6 7 8 9 10 11 12 13

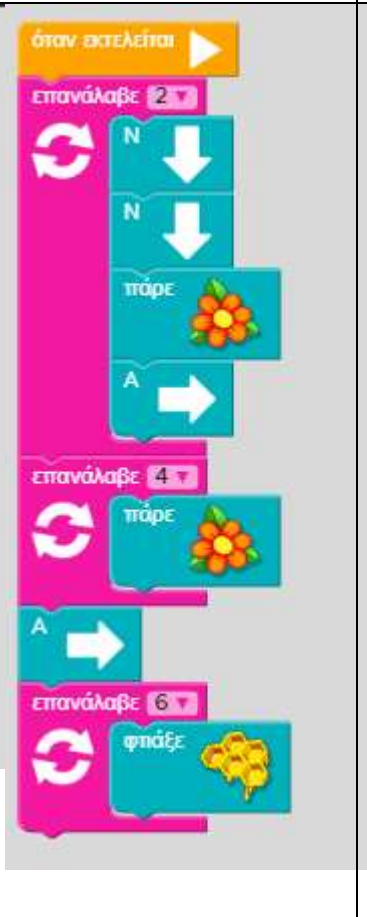
1.	2.	3.
		
4.	5.	6.
		



7.



8.




9.



10.



11.



12.



Απάντηση

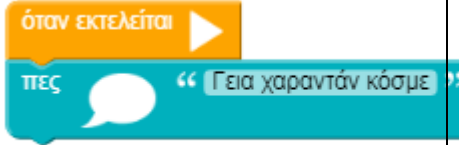



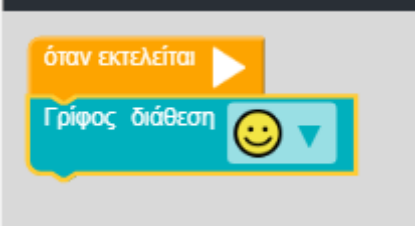

repeat 4 times  
do get

repeat 3  
do N ↑

repeat 5 times  
do make

repeat 5  
do E →

ΜΑΘΗΜΑ 16

<p>1.</p> 	<p>2.</p> 
<p>3.</p> 	<p>4.</p> 
<p>5.</p> 	<p>6.</p> 

<p>1.</p>	<p>2.</p>	<p>3.</p>
<p>4.</p>	<p>5.</p>	<p>6.</p>
<p>7.</p>	<p>8.</p>	<p>9.</p>